

Disposable NIV Mask

REF CM038M Medium
CM038L Large

Intended Use

This mask is intended to be used under the specific direction of a physician. It is used in conjunction with noninvasive ventilators in home, hospital and institutional environments.

- It is for single patient use

Caution US federal law restricts this device to sale by or on the order of a physician.

Features

- Small, light and comfortable.
- Polycarbonate frame with PVC air cushion seal.
- Clear mask allows a good view of mouth and nasal area.
- Low dead space results in low CO₂ build up.
- Dual 360 degree swivels at the mask attachment and at the standard 22mm tubing attachment point.
- Headgear with Velcro fasteners provide maximum versatility and movement.

Caution

The use of bleach, chlorine, alcohol, or aromatic-based solutions may cause hardening of the materials of construction and reduce the life of the product.

Contraindications

This mask may not be suitable for patients with the following conditions: impaired cardiac sphincter function, excessive reflux, impaired cough reflex, and hiatal hernia. It should not be used if the patient is unresponsive, obtunded, unable to remove the mask, or uncooperative.

Warnings

- This mask should only be used with NIV systems recommended by your physician or respiratory therapist.
- Do not use this mask unless the NIV system is turned on and operating properly.

Note: When ventilator is not operating, patient will not have sufficient fresh air through mask and exhaled air may be rebreathed. Rebreathing of exhaled air for longer than several minutes can in some circumstances lead to suffocation.

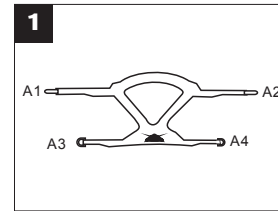
If oxygen is used with the NIV system, the oxygen flow must be turned off when the ventilator is not in operation.

Note: When the ventilator is not in operation and the oxygen flow is left on, oxygen delivered into the ventilation tubing may accumulate within the ventilator enclosure and create a risk of fire.

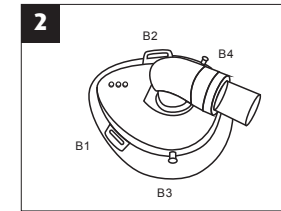
Note: At a fixed flow rate of supplemental oxygen, the inhaled oxygen concentration will vary depending on the pressure setting, patient pattern and leak rate.

- Do not smoke if oxygen is in use.
- Contact a health care professional if chest discomfort, shortness of breath, stomach distention, belching, or severe headache are experienced.
- Avoid eating or drinking three hours before using this mask to minimize the risk of vomiting during treatment.
- Do not use this mask if you are taking drugs that may cause vomiting.

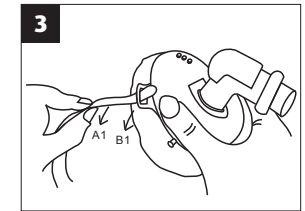
Caution: Must only be used by persons who have received adequate training and instruction from qualified medical personnel



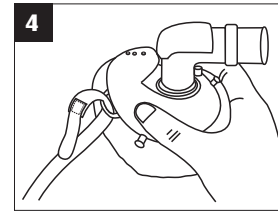
Place headgear with Velcro side down on a flat surface, detach the Velcro on A1 & A2.



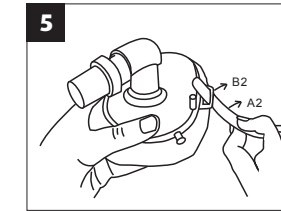
Identify headgear fastening positions on the mask.



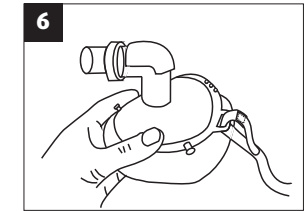
Pull the upper headgear strap A1 through the slot B1 on the mask, making sure the Velcro faces outward.



Fasten the Velcro.



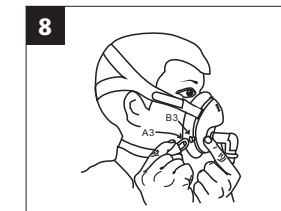
Pull the upper headgear strap A2 through the slot B2 on the mask, making sure the Velcro faces outward.



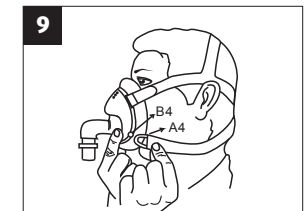
Fasten the Velcro.



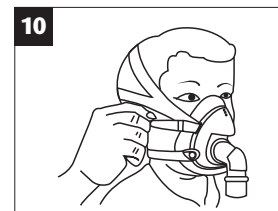
Place the headgear over your head and adjust both upper headgear straps to a comfortable tension.



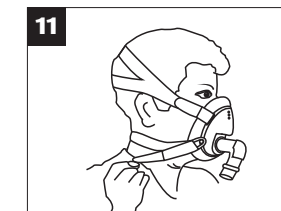
Hook the plastic buckle A3 onto B3 on mask frame.



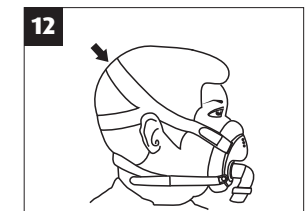
Hook the plastic buckle A4 on mask frame onto B4.



Adjust again both upper headgear straps A1 & A2 to a comfortable tension.




Adjust both lower headgear straps A3 & A4 to a comfortable tension.



Make sure the overhead strap is in proper position to avoid slipping down.

*To remove the mask and headgear, simply unbuckle both buckles from the mask frame and pull the upper head strap away from the head.

*To reuse the mask and headgear, simply place upper head strap over head and hookup to both buckles.

 Storage temp: 15°C-25°C
Storage relative humidity: <85%