





Innovative Technologies





Sales Representative

Egle Sventnickaite

O: 872-258-1654

esventnickaite@sunsethcs.com

Sales Representative

Christian Straussner

O: 872-282-0746

C: 847-525-6340

cstraussner@sunsethcs.com

Sales Representative

Owen Ruth

O: 312-533-2451

oruth@sunsethcs.com

Director, Sales Operations

Mark Lipson

O: 312-533-2465

mlipson@sunsethcs.com

Sales and Marketing Manager

Jackson Hanft

C: 971-416-6695

jackson@sunsethcs.com

Director, Strategic Accounts

Lisa Iannazzone RN, BSN

C: 636-222-3134

lisa@sunsethcs.com

RRT Clinical Specialist

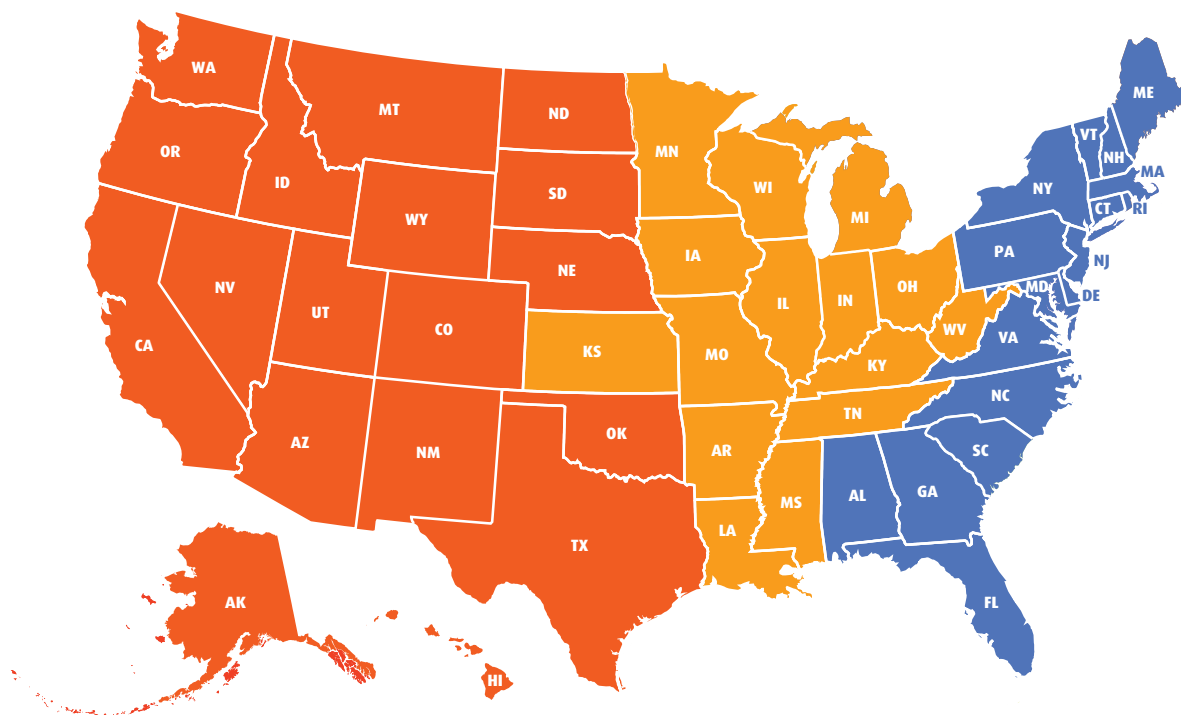
Carlos Mejia MS-QSM, RRT, RPGST, LSSB

cmejia@sunsethcs.com

Clinical Specialist

Marion Sachs RN, MSN, CNOR, CVAHP

msachs@sunsethcs.com



Corporate Office

Phone 872-275-3210

Fax 312-997-9985

180 N Michigan Ave Ste 2000
Chicago, IL 60601

Central Returns/Distribution Center

279 Madsen Dr Ste 101
Bloomingdale, IL 60108

West Returns/Distribution Center

6750 W Van Buren St
Phoenix, AZ 85043



Stop “brutane” mask induction and turn panic into play

For children, the process of undergoing surgery is already unsettling, and the process of mask-based induction is often the most traumatizing part. Often kids will kick and scream rather, believing they’re being trapped by the gas or suffocated by the mask. The experiences create negative emotional scarring that can last weeks, months or even years.

With the introduction of the revolutionary Pediatric Device for Induction of Anesthesia device, or “PeDIA” for short, that stress and anxiety can be replaced with something colorful and fun.

As the world’s first mask-free system and method for inhalation induction, the PeDIA provides a solution to this problem that anesthesia providers have been researching for decades. It replaces the mask with a colorful balloon, which actually allows the child to put themselves to sleep rather than being forced to submit to an unfamiliar mask.

PeDIA resolves the problems of traditional mask induction while fostering a sense of trust and patient satisfaction.

Item#

ANEP001B

Blue

ANEP001Y

Yellow

ANEP001P

Purple

Instructional videos for children available in English and Spanish





Customized anesthesia workstation for every anesthetizing location

Item#

ANE77006

Anestand Anesthesia Stand, Complete Tray and Clamp

ANE77001 Replacement Tray

ANE77005 Replacement Clamp

Benefits to Providers

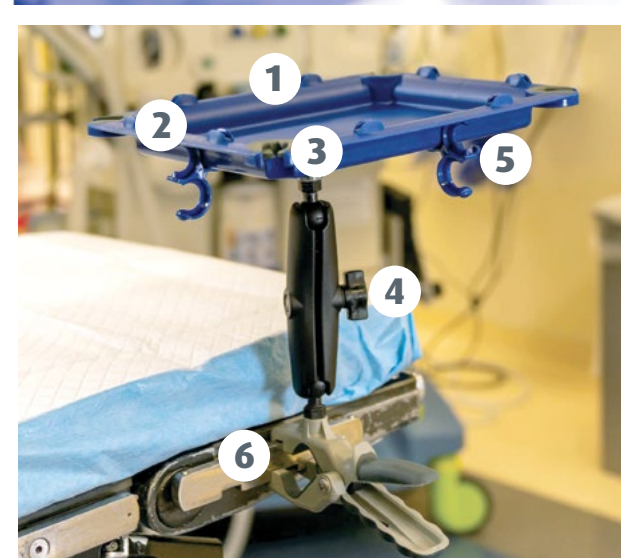
- Keep medications near IV port
- Ergonomical work space
- Makes wiping IV port easy
- Extra set of hands when help not around
- Helps make RSI safe
- Creates valuable space for non-OR anesthesia

Value to Hospital

- Helps with regulatory compliance
- Sharps management
- Could help reduce HAIs
- Demonstrates support for anesthesia team
- Reusable/single fixed cost

1. The recessed tray holds and organizes supplies for induction of anesthesia and most anesthetic procedures
2. Clips keep IV tubing securely in place, so it's easy to "scrub the hub"
3. Corner grips for suction tubing and more
4. The adjustable support post lets you position it just where you need it
5. The anesthesia circuit clips keep your circuit fixed and firmly in place
6. Patented clamp attaches to OR bed, IV pole, or inpatient bed

**Anestand can help health systems save lives,
lower costs and improve compliance.
All at the same time.**





Scan to learn more

The first and only anesthesia stand to safely and securely keep all supplies where they're needed can also be one of your best weapons in combatting infections.

Anestand Facts

- A small investment could help in compliance, save time and quickly pay for itself.
- By having supplies and medications organized and easily available with IV port ready, Anestand aids in patient safety.
- The bottom line: Anestand could help prevent costly infections and save money by helping anesthesia providers save OR time.

Of all the many safety and security features Anestand offers, perhaps the single greatest is how it helps health systems to lower HAIs.

- Having IV port ready for site alcohol scrub makes disinfection (and compliance) easier — Anestand keeps your IV port ready for scrubbing.
- By keeping medications immediately available and infusion ports clearly defined Anestand provides additional safety.
- By keeping supplies immediately available, Anestand helps make RSI (rapid sequence inductions) safe.
- During COVID, Anestand assists anesthesia providers as an extra pair of hands, while other healthcare personnel are being asked to keep distance from the airway.

Anestand can provide value in safety, compliance, and convenience.
As soon as you use it, you'll wonder how you ever managed without it.

- CDC, JCAHO, SHEA, and other organizations require cleaning the port with every injection. Anestand helps your facility and providers comply with these regulations.
- Patients with an HAI stay 19 additional days, or \$11.2 million in HAI treatment and/or lost revenue. For a small fixed cost your facility could get a large return on investment.
- Keeping supplies organized on a tray may prevent dropped items and reduce replacement costs. Anestand makes it far easier to keep supplies organized and right at hand.





Precise, on the wire incisions for guidewire assisted catheter insertion

GuideBlade—Precision Incisions, Every Time!

Evaluation of the efficacy and safety of a novel dermatotomy device for central venous cannulation

Worasak Keeyapaj, MD., Albert T. Cheung, MD.

Department of Anesthesiology, Perioperative and Pain Medicine, Stanford University, Stanford, California

Outcome	Number (%)
Primary outcome: Successful lines insertion without additional instrument	188 (100%)
Wire damage	0 (0%)
Operator injury	0 (0%)



About the GuideBlade™

The GuideBlade™ is the only disposable scalpel on the market engineered specifically to streamline over the wire vascular access placement. The GuideBlade™ allows clinicians to perfectly align the dermatotomy incision made during vascular access placement with the in situ guidewire. This alignment prevents residual skin tags and eliminates the need for dermatotomy revisions.

GuideBlade™ Clinical Benefits

- Less insertion site bleeding.
- Maintenance of insertion site skin integrity.
- Decreased risk of catheter bacterial colonization.
- Decreased risk of wire related complications (wire fracture and wire kinking).
- Decreased scarring/improved cosmetic result.

GuideBlade™ In Practice

- Appropriate for use with guidewires up to and including 0.035" diameter.
- Useful for placement in a wide range of venous access devices including central venous catheters, PICC lines, venous introducer sheaths, hemodialysis catheters, and percutaneous ECMO cannulas.
- Particularly useful in procedures placed while wearing protective faceshields where condensation and glare can obscure visualization of the guidewire insertion site.
- Particularly useful in obese or bleeding patients where wire entry site can be obscured by excess soft tissue or entry site bleeding.
- Increased benefit when used by trainees and less experienced practitioners.

The GuideBlade™ Value Proposition


- Decreases the need to replace kit components (like guidewires, dilators or catheters) that are easily damaged by residual skin tags often seen with standard disposable scalpel use.
- Decreases insertion site bleeding, thereby decreases the need for frequent dressing changes.
- Maintains skin integrity and thereby decreases risk of catheter colonization and associated infection.

Misaligned skin incisions make passage of dilators and catheters difficult and can lead to guidewire kinking and fracture. Revision of incisions may increase the risk of insertion site bleeding, scarring and catheter associated bloodstream infection.

BOLT

UVC Light Protection

BOLT provides real-time air sanitation and protection for your customers, clients, employees and students while they work, shop, learn and dine indoors.



Item#
BOL1001

Scan to learn more



BOLT is a 360° commercial unit that can be used safely while people are in the room, allowing for a continuous and comprehensive germicidal UVC disinfection that kills 99.9% of viruses.

- Single fixed cost
- Cost effective
- Safe
- Discreet
- Secure

- Clinically proven technology trusted and utilized for decades
- Quiet and discreet design does not disrupt surrounding environment
- Immediate remedy for COVID 19
- Long term mitigation for COVID 19, SARS, TB, Influenza and other viruses, providing clean air for years to come

Minimal & Smart Design


Multiple mounting options

UL approved

ABS plastic

Uses 36W white UVC germicidal light bulb (8000 hours of use)

Louvers protect from direct UV light



Each BOLT system provides approximately 600 square feet of protection per unit, issues an approximately 15-foot radius around each unit, and cleans the air a minimum of 28 times per hour.

